

Adjust Quill Depth in Just Seconds!

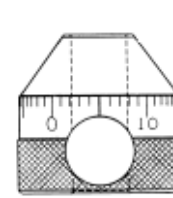
Machine Shops, Tool & Die Shops and Major Corporations are utilizing this new concept that saves time and money on set-ups. Simply press the button and the nut disengages from the thread. Slide to desired position and release the button to engage the threads. Turning the nut then allows for precision micro-adjustments of .001". This patented Quick Quill Stop installs in just minutes and fits domestic or imported equipment with 1/2"-20 threaded rod stops. Also available in 1/2"-13.

Quill Stops

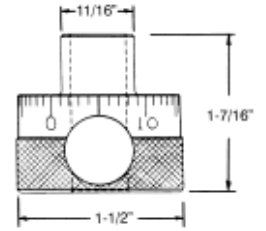


As Easy As 1-2-3...

1. Push button and slide to new position
2. Release button
3. Turn for micrometer adjustments of .001"



Tapered Design



Standard Design

PART #	Thread	Design
1220-S	1/2"-20	Standard
1213-S	1/2"-13	Standard
1220-ST	1/2"-20	Tapered
1213-ST	1/2"-13	Tapered

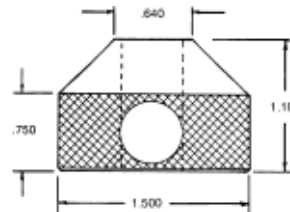
- ▶ Easy Installation...Easy To Use
- ▶ Standard Equipment on New Bridgeport Milling Machines
- ▶ A Proven Time Saver
- ▶ Accurate Adjustment to .001"

As Easy As 1-2-3...

1. Push button and slide to new position
2. Release button
3. Turn for micrometer adjustments of .001"

- ▶ Made from 6061-T6 Aluminum
- ▶ Call for other sizes or for custom quotes

Aluminum Quick Nut



PART #	Thread Size
1220-AT	1/2"-20
1213-AT	1/2"-13